

## PRMT6 mouse mAb

<b>Catalog No :</b>	YM1223
<b>Reactivity :</b>	Human
<b>Applications :</b>	WB;IHC;ICC
<b>Target :</b>	PRMT6
<b>Gene Name :</b>	prmt6
<b>Human Gene Id :</b>	55170
<b>Human Swiss Prot No :</b>	Q96LA8
<b>Mouse Swiss Prot No :</b>	Q6NZB1
<b>Immunogen :</b>	Purified recombinant human PRMT6 protein fragments expressed in E.coli.
<b>Specificity :</b>	This antibody detects endogenous levels of PRMT6 and does not cross-react with related proteins.
<b>Formulation :</b>	Liquid in PBS containing 50% glycerol, 0.5% BSA and 0.02% sodium azide.
<b>Source :</b>	Monoclonal, Mouse
<b>Dilution :</b>	wb 1:1000 icc 1:300
<b>Purification :</b>	The antibody was affinity-purified from mouse ascites by affinity-chromatography using epitope-specific immunogen.
<b>Concentration :</b>	1 mg/ml
<b>Storage Stability :</b>	-15°C to -25°C/1 year(Do not lower than -25°C)
<b>Observed Band :</b>	42kD
<b>Background :</b>	The protein encoded by this gene belongs to the arginine N-methyltransferase family, which catalyze the sequential transfer of methyl group from S-adenosyl-L-

methionine to the side chain nitrogens of arginine residues within proteins, to form methylated arginine derivatives and S-adenosyl-L-homocysteine. This protein can catalyze both, the formation of omega-N monomethylarginine and asymmetrical dimethylarginine, with a strong preference for the latter. It specifically mediates the asymmetric dimethylation of Arg2 of histone H3, and the methylated form represents a specific tag for epigenetic transcriptional repression. This protein also forms a complex with, and methylates DNA polymerase beta, resulting in stimulation of polymerase activity by enhancing DNA binding and processivity. [provided by RefSeq, Sep 2011],

### Function :

catalytic activity:S-adenosyl-L-methionine + histone-arginine = S-adenosyl-L-homocysteine + histone-N(omega)-methyl-arginine.,function:Arginine methyltransferase that can both catalyze the formation of omega-N monomethylarginine (MMA) and asymmetrical dimethylarginine (aDMA), with a strong preference for the formation of aDMA. Preferentially methylates arginyl residues present in a glycine and arginine-rich domain and displays preference for monomethylated substrates. Specifically mediates the asymmetric dimethylation of histone H3 'Arg-2' to form H3R2me2a. H3R2me2a represents a specific tag for epigenetic transcriptional repression and is mutually exclusive with methylation on histone H3 'Lys-4' (H3K4me2 and H3K4me3). It thereby acts as a transcription corepressor of various genes such as HOXA2. Also methylates histone H2A and H4 'Arg-3' (H2AR3me and H4R3me, respectively). Acts as a reg

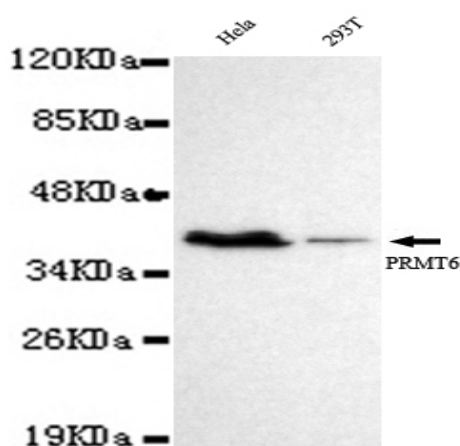
### Subcellular Location :

Nucleus .

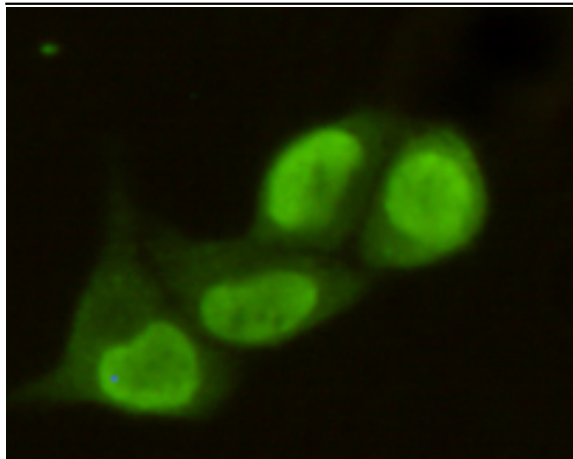
### Expression :

Highly expressed in kidney and testis.

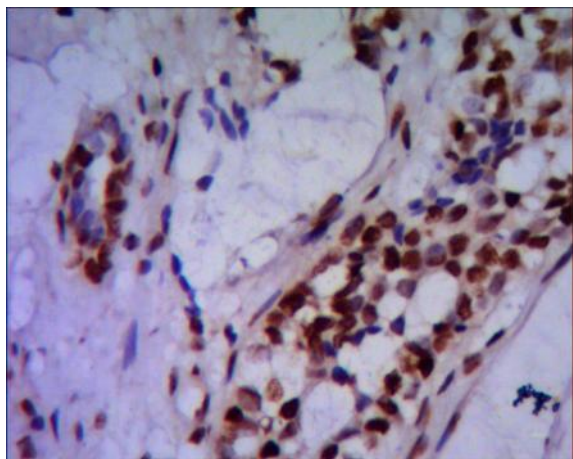
## Products Images



Western blot detection of PRMT6 in HeLa and 293T cell lysates using PRMT6 mouse mAb (1:1000 diluted). Predicted band size: 42KDa. Observed band size: 42KDa.



Immunocytochemistry stain of Hela using PRMT6 mouse mAb (1:300).



Immunohistochemistry stain of paraffin-embedded human breast cancer using PRMT6 mouse mAb (1:200).